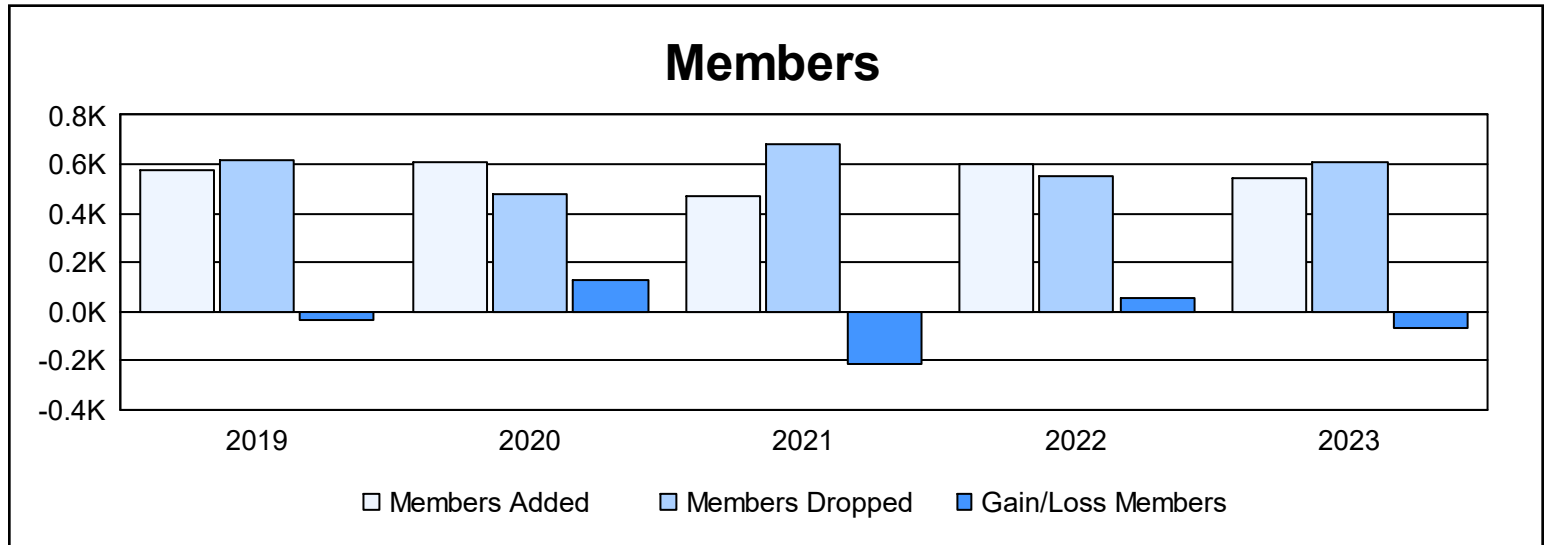
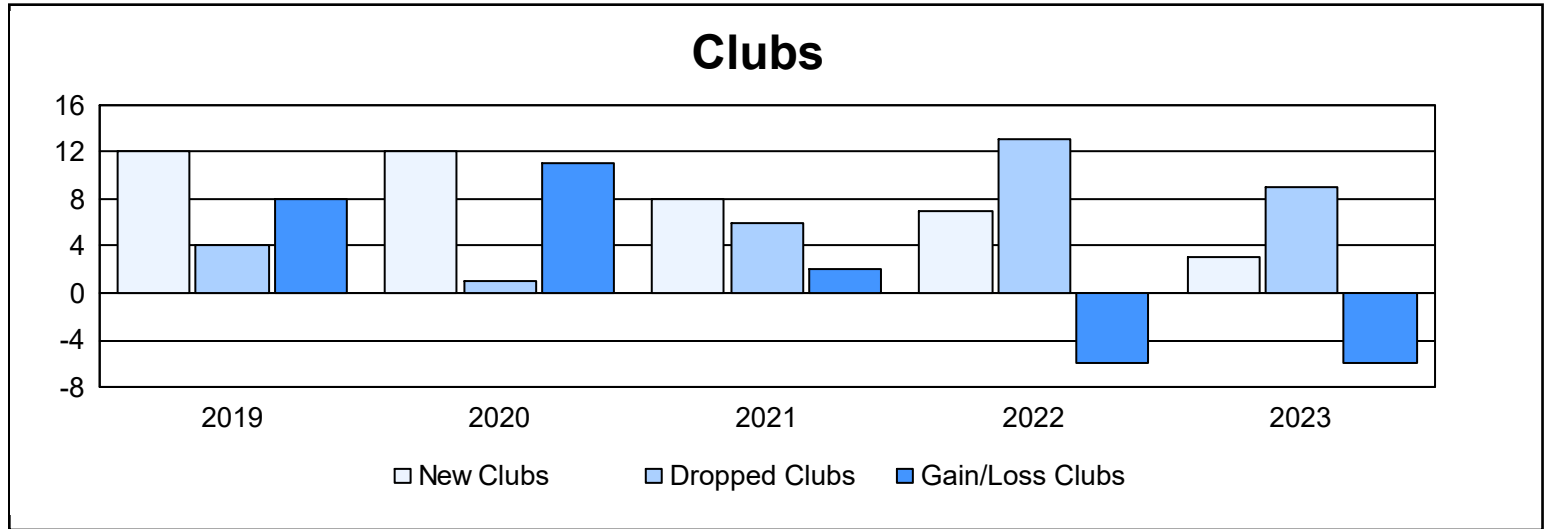
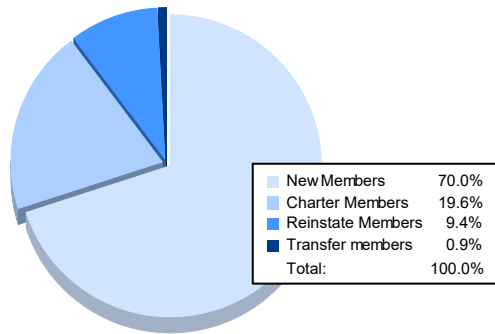


| Year | New Clubs | Dropped Clubs | Gain/ Loss Clubs | New Members | Charter Members | Reinstate Members | Transfer Members | Total Member Added | Total Members Dropped | Gain/ Loss Members |
|----------------|-----------|---------------|------------------|-------------|-----------------|-------------------|------------------|--------------------|-----------------------|--------------------|
| 2018-2019 | 12 | 4 | 8 | 241 | 302 | 29 | 5 | 577 | 614 | -37 |
| 2019-2020 | 12 | 1 | 11 | 294 | 272 | 32 | 7 | 605 | 478 | 127 |
| 2020-2021 | 8 | 6 | 2 | 260 | 171 | 30 | 10 | 471 | 684 | -213 |
| 2021-2022 | 7 | 13 | -6 | 388 | 173 | 24 | 19 | 604 | 548 | 56 |
| 2022-2023 | 3 | 9 | -6 | 378 | 106 | 51 | 5 | 540 | 611 | -71 |
| Average | 8 | 7 | 2 | 312 | 205 | 33 | 9 | 559 | 587 | -28 |



Membership Composition June 2023 Cumulative



Gender Composition June 2023 Cumulative

